



# County of Riverside

## TLMA

### Building & Safety

4080 Lemon St.

Riverside CA, 92501

(951) 955-1800

## Residential Alumawood Patio Covers For an over the counter (OTC) permit

### General Information

Permits may be obtained through one of the following:

- The Property Owner or his/her Insured California State Licensed Contractor:
  - A “B” licensed contractor
- Project is subject to Land Use approval, for ordinance, setback, and height requirements
- Formal plan review may be required if design exceeds the limitations in pre-engineered drawings

### Submittal Requirements

The following documents are required at time of permit submittal:

- Permit Application completed and signed.
  - Letter of Authorization if agent of Owner/Licensed Contractor.
- Site Plan, see page “2” for example.
- Up to date pre-engineered Alumawood drawings, stamped and signed by the Engineer.
- The package must be highlighted/marked per the instructions provided within the drawings.
- The table on page “3” must be filled out and included with the Engineered drawings.

### Site Plan Requirements

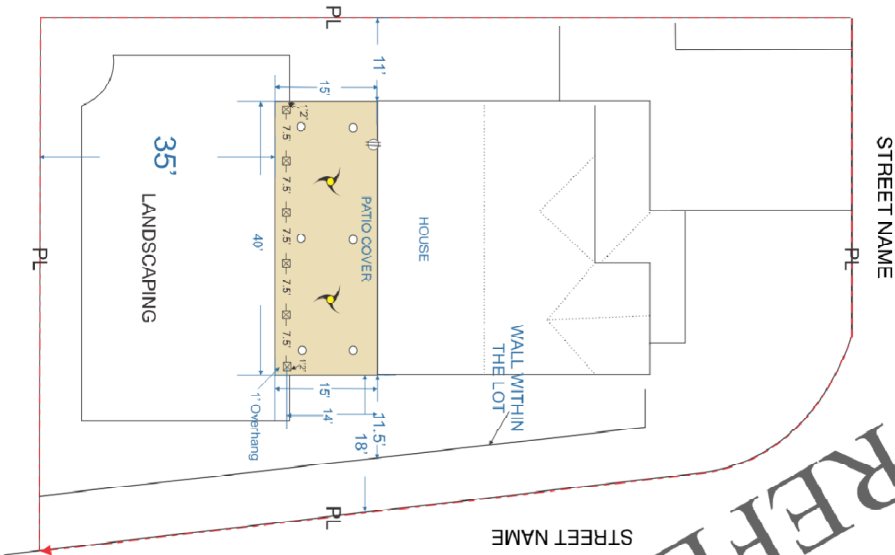
1. Indicate the Patio Cover dimensions.
2. Show posts, post spacing, and overhang.
3. Show all electrical components.
4. If detached with electrical, plans must show: wire size/type, length of run and breaker size.
5. If property is on septic, the septic system must be plotted with setbacks to patio cover.

### Inspections

Required Inspections for Residential Alumawood Patio Covers:

- 1<sup>st</sup> Inspection – Ledger and (as applicable) Footings and Setbacks, and Conduit.
  - *Ledger connection, setbacks and footing size, conduit depth.*
- 2<sup>nd</sup> Inspection – Framing, Final Inspection and (as applicable) Final Electrical, Grounding/Bonding:
  - *Framing, post spacing per plan, wiring methods, grounding/bonding, and disconnects.*
  - Lights/Fans to be exposed for inspection and a min. 7ft ladder is to be provided at time of inspection.

# Site Plan Example

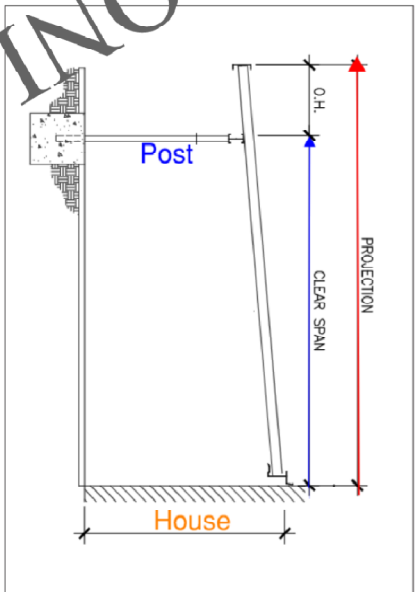
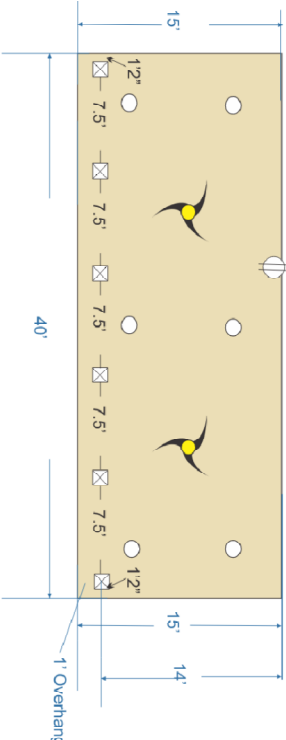


**CONTRACTORS NAME**  
**CONTRACTORS LIC #**

**OWNER:**

**SCOPE OF WORK**  
 INSTALL (1) 15' X 40'  
 600# ALUMAWOOD PATIO SOLID TOP  
 2 FANS  
 6 LED CEILING LIGHTS  
 1 OUTLET

FOR REFERENCE ONLY



Lights/Fans to be exposed for inspection and a min. 7ft ladder is to be provided at time of inspection.

## PATIO COVER LEGEND

<b>Construction Details:</b>	<b>PAGE #</b>	<b>DETAIL/TABLE:</b>
LEDGER DETAIL (connection to house)		
WALL ATTACHMENT TABLE		
ROOF (PANEL)DETAIL		
HEADER/BEAM		
POST/COLUMN TYPE		
POST TO HEADER		
SLAB/FOUNDATION		
POST SPACING TABLE		
FAN BRACE DETAIL		